


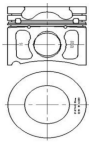


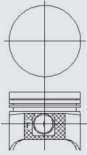


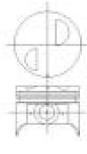
CANDA-FORD

CNA NO.	ENGINE TYPE	OEM NO.	NO. CYL	PISTON				PIN		HEAD TYPE	COMBUSTION HOTE
				DIA	LENGTH	COMP. DIST	RING	DIA	LENGTH		
F20030	P504AT HYUNDAI	23410-02932	4	66	50.00	25.0 -3.2	1.2 1.2 2.5	17.000	46.00		
F20160	F6JA F6JB PEUGEOT DV4TD ALFIN	074 127	4	73.7	65.50	43.0 -15.0	2.5DK 2.0 2.5	25.000	60.00		37*15
F20140	FORD 1.3 ZL13		4	73.96	48.80	24.8 -3.0	1.2 1.5 2.0	18.034	53.50		
F20250	FIESTA1.3	0741264 3N26-6110-64A	4	73.96	48.90	24.9 -2.8	1.2 1.5 2.0	18.000			
F20120	D-3C J4A J4B		4	73.97	54.00	29.4 -3.5	1.5 1.8 3.0	18.040	61.00		
F20130	D-5C ALFIN		4	77	66.50	40.3 -1.5	2.0 1.75 3.0	23.000	60.00		
F20180	FYDA FYDB		4	79	48.00	25.00	1.2 1.5 2.0	18.000	51.00		
F20260	FORD1.5T	DS7G-615-GC	4	79	53.80	28.7	1.2 1.2 2.0	21.000			
F20270	FOCUS1.6	C607-11YAO	4	79	53.30	25.3 -0.7	1.2 1.5 2.0	18.000			
F20280	SIGMA1.5T	BV2E-6105-CA	4	79	47.80	28.8	1.2 1.5 2.0	19.000			
F20430	GRAFIT STEEL IN			81	83.8		1.6 2.0 4.0	20.636	71.5		
F20290	MONDEO2.5	23385E	6	81.661	55.60	29.9 -2	1.2 1.5 3.0	21.000			
F20090	P769		4	81.958	62.50	32.5 -6.4 -5.8	1.5 1.5 3.0	20.640	66.50		

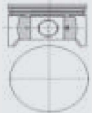

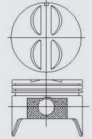
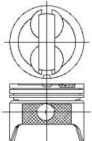

CANDA-FORD

CNA NO.	ENGINE TYPE	OEM NO.	NO. CYL	PISTON				PIN		HEAD TYPE	COMBUSTION HOTE
				DIA	LENGTH	COMP. DIST	RING	DIA	LENGTH		
e	D-2C		4	82	48.70	24.7 -3.0	1.2 1.5 2.0	18.000	61.00		
F20300	KB13		4	82.07	48.90	24.9 -3	1.2 1.5 2.0	18.000			
F20310	FIESTA1.6	082206 3M-26-6110	4	82.07	48.90	24.90 -3	1.2 1.5 2.0	18.000			
F20150	FORD 1.8 RTA ALFIN	6184022	4	82.5	73.80	45.70	2.0 2.0 3.0	26.000	59.00		
F20320	FOCUS1.8	1S7G6K100CH 083078	4	83	51.00	28.5	1.2 1.2 2.5	21.000			
F20330	CVH2.0	1546Z6100AA	4	84.86	60.60	36.8	1.5 1.5 3.0	20.640			
F20440	2.0I TDI ALFIN OIL GALLERY			85.95	74.1		2.0 2.0 2.0	30	67		
F20720	86 内冷			85.96	74.9		2 2 2	30	66.7		
F20200	552 ALFIN WITH OIL GALLERY		4	86	70.00	43.4 -6.0 -43.4	2.0 2.0 2.0	30.000	66.80		47*15.8
F20240	PGFB ALFIN WITH OIL GALLERY		4	86	74.80	48.40	2.0 2.0 2.0	30.000	67.00		49*16
F20450	PUMA2.2 ALFIN OIL GALLERY	BK2Q-6110-D1E WU07-22-SPO		86	74.8		2.0 2.0 2.0	30	67		
F20340	FOCUS2.0 FORD2.0(EF)	1S7G6K100DG 087086	4	87.5	51.00	28.5	1.2 1.2 2.5	21.000			
F20350	MONDEO2.0	1S7G6K100EF2 1S7G6K100EF1 087091	4	87.5	51.00	28.5 -2	1.2 1.2 2.5	21.000			
F20360	ZHISHENG2.3	087122	4	87.5	51.00	28.5 -3.3	1.2 1.2 2.5	21.000			
F20370	MAZDA2.3 (MONDEO)	L31S-11120	4	87.5	51.00	28.5 -3.3	1.2 1.2 2.5	21.000			
F20400	FORD2.0T -230		4	87.5	55.70	34.8	1.2 1.2 2.0	22,500			
F20410	FORD2.0T-II		4	87.51	55.50	34.5	1.2 1.2 2.0	22,500			

CANDA-FORD

CNA NO.	ENGINE TYPE	OEM NO.	NO. CYL	PISTON				PIN		HEAD TYPE	COMBUSTION HOTE
				DIA	LENGTH	COMP. DIST	RING	DIA	LENGTH		
F20380	FORD 2.0 GTD KUGA	DJ5E6K100AA2	4	87.515	56.00	32.8	1.2 1.2 2.0	22.500			
F20390	FORD 2.0T		4	87.515	56.00	32.8	1.2 1.2 2.0	22.500			
F20420	3.0L		4	89	67.30	39	1.5 1.5 4.0	23.160			
F20010	P407		8	89	76.20	40.00	1.5 2.0 4.76	23.000	70.00		
F20510	2120	0159000		89.89	80.4		2.5 2.0 3.0	32	66		
F20190	D4FA ALFIN WITH OIL GALLERY		4	89.9	80.50	53.5 -17.24	2.0 2.0 2.0	32.000	71.00		50.5*17
F20210	0899E FMBA EZAVA ALFIN WITH OIL GALLERY		4	89.9	75.30	48.5 -7.0 -18.0	2.0 2.0 2.0	32.000	74.00		51.5*18
F20470	RANGER3.2 ALFIN OIL GALLERY	87-148100-80		89.905	75.2		2.0 2.0 2.0	32	74		
F20460	V348 ALFIN OIL GALLERY			90	80.5		2.0 2.0 2.0	32	71		
F20740	20H			90.5	100.1		1.8 1.8 4.7	25.4	76.1		
F20730	490 系列			90.78	79.6		2 2.5 4	24	70		
F20480	M4T-6110AA ALFIN			93.67	94		2.5K 2.0 4.0	29	77		
F20490	2900	W9Y1-11-SA0B ALFIN OIL GALLERY STEEL IN		95	87.2		2.5 2.0 3.0	32	70		
F20500	2900	W9Y1-11-SA0B ALFIN STEEL IN		95	87.2		2.5 2.0 3.0	32	70		
F20060	P742		4	96	76.20	40.10	2.0 2.0 4.76	23.183	75.00		
F20520	592E			100	118.14		2.385 2.385 2.385 4.747 4.747	34.92	85.7		


CANDA-FORD

CNA NO.	ENGINE TYPE	OEM NO.	NO. CYL	PISTON				PIN		HEAD TYPE	COMBUSTION HOPE
				DIA	LENGTH	COMP. DIST	RING	DIA	LENGTH		
F20530	592E			100	118.14		2.385 2.385 2.385 4.747 4.747	34.92	85.7		
F20170			6	100.4	64.60	36.65	1.2 1.5 3.0	24.000	64.00		
F20100	P845		8	100.6	82.00	40.8 -2.0	1.5 1.5 4.0	25.000	67.00		
F20040	P557		8	101.6	81.37	39.32 -4.5	2.0 2.0 4.76	23.570	75.00		
F20050	P567		8	101.6	78.11	39.32 -4.5 -2.0	2.0 2.20 4.75	23.570	75.00		
F20070	P746 LDTRK302	C3AZ-6110B 272AP	6/8	101.6	85.00	40.5 -3.5 -3.0	2.0 2.0 4.75	23.183	75.00		
F20750	ZETOR			101.89	116.5		3 3 3 5	35	85.6		
F20540	1439			102	112		3.0K 2.385 5.0	34.925	84		
F20760	103.17			103.17	118.3		2.5 2.4 2.4 4.8 4.8	34.925	88		
F20550	V1			103.18	118.1		2.5 2.4 2.4 4.8 4.8	34.92	88		
F20560	J6	7199257		103.19	118		2.5 2.4 2.4 4.8 4.8	34.92	88		
F20570	Bedford 330			103.9	118			34.92	88		

CANDA-FORD

CNA NO.	ENGINE TYPE	OEM NO.	NO. CYL	PISTON				PIN		HEAD TYPE	COMBUSTION HOTE
				DIA	LENGTH	COMP. DIST	RING	DIA	LENGTH		
F20080	P757		8	110.7	91.44	54.00	2.4 2.0 4.76	26.434	84.00		
F20020	P489H		8	107.95	73.25	41.33	2.0 2.0 4.76	25.150	75.00		
F20580	2712E	MAHLE: 0143800		107.21	119.9		2.385 2.385 2.385 4.747	36.512	90		
F20730	L68.0496			111.57	129.5		K1.91 2.4 2.4 4.8	43.27	89.5		
F20770	EM090			111.62	129.6		2.4 2.4 2.4 4.8	38	89.5		
F20780	EM94			111.69	127		2.4 2.4 2.4 4.8	38.11	89.5		
F20220	NEW HOLLAND 2514E 4256		6	111.76	129.50	70.5 -19.0	2.39 2.39 2.39 4.75	38.100	89.00		63,5*18,5
F20590	D9NN6108FA	D9NN6108FA		111.76	126.65		3.0K 2.39 2.39 4.747	41.275	89.12		
F20600	BSD333H			111.76	126.95		2.385 2.385 2.385 4.747	38.1	89		
F20610	7A ALFIN			111.76	126.95		2.385 2.385 2.385 4.747	38.1	89		
F20620	6600 ALFIN	E0NN6108AA		111.76	126.95		2.385 2.39 2.39 4.747	38.1	89		
F20630	6610KS ALFIN			111.76	127		2.385 2.385 2.385 4.747	38.1	89		
F20640	6600KS ALFIN			111.76	129.5		2.385 2.385 2.385 4.747	38.1	89		
F20650	6600 ALFIN			111.76	129.5		2.385 2.385 2.385 4.747	38.1	89		

CANDA-FORD

CNA NO.	ENGINE TYPE	OEM NO.	NO. CYL	PISTON				PIN		HEAD TYPE	COMBUSTION HOTE
				DIA	LENGTH	COMP. DIST	RING	DIA	LENGTH		
F20660	6Y ALFIN			111.76	129.5		3.0K 2.385 2.385 4.747	41.275	89.12		
F20670	6600KS ALFIN	MAHLE: 0144700		111.76	129.5		2.385 2.385 2.385 4.747	38.1	89		
F20680	6600 ALFIN	MAHLE: 0144900		111.76	129.5		2.385 2.385 2.385 4.747	38.1	89		
F20690	6Y ALFIN	FORD7000-7600		111.76	129.5		3.0K 2.385 2.385 4.747	41.275	89.12		
F20700	ALFIN	D4NN6018AA		111.76	129.5		2.385 2.39 2.39 4.747	38.1	89		
F20230	NEW HOLLAND 6Y 4.2 7A 4.2		6	111.778	129.40	70.4 -23.8	3.16DK 2.39 2.39 4.75	41.275	89.00		56*23.8
F20710	A350382 ALFIN	87-202400-10		111.78	126.95		2.4 2.4 2.4 4.78	38.1	89		

