


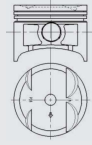
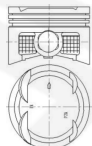
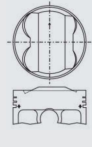
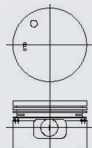
CANDA-HINO

CNA NO.	ENGINE TYPE	OEM NO.	NO. CYL	PISTON				PIN		HEAD TYPE	COMBUSTION HOTE
				DIA	LENGTH	COMP. DIST	RING	DIA	LENGTH		
H10392 H10393	F20C DIESEL ALFIN	L R	8	146	138.20	84.2 -25	3.4DK 3.5 3.5 5.0	50.000	110.00		72*25
H10370 H10371	F21C DIESEL ALFIN	13211-2602 L 13216-1331 L 13216-2661 R	8	150	138.30	84.30	3.4DK 3.0 3.0 4.0	50.000	110.00		72*27


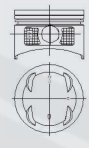
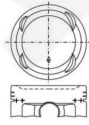
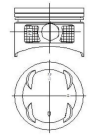

CANDA-HONDA

CNA NO.	ENGINE TYPE	OEM NO.	NO. CYL	PISTON				PIN		HEAD TYPE	COMBUSTION HOTE
				DIA	LENGTH	COMP. DIST	RING	DIA	LENGTH		
H20160	PFBJ	13101-P07-000	4	66	48.50	28.0 +2.0	1.2 1.2 2.8	18.000	50.00		
H20220	883	13101-883-003	4	67	56.00	23.50	2.0 2.0 3.0	15.000			
H20230	ZH8	13101-2H8-000	4	68	53.50	23.50	1.5 1.5 2.5	18.000			
H20030	EN EB3	13101-PA1-010	4	72	65.00	27.8 +2.8	1.5 1.5 4.0	17.000	62.00		
H20130	L15A6	13010-PWB-G03	4	73	47.50	28.6 -5.0	1.0 1.2 2.0	18.000	54.00		
H20170	L15A	13010-RB0-000	4	73	49.30	26.3 +2.2	1.0 1.0 2.0	18.000	54.00		
H20260	PWC		4	73	49.20	27.6	1.0 1.2 2.0	18.000			
H20270	REA		4	73	50.10	26.1	1.0 1.2 2.0	18.000			
H20240	L13A4	13101-PWH-MOO	4	73	47.20	26.30	1.2 1.2 2.0	18.000			
H20250	REJWO		4	73	47.30	26.3	1.0 1.2 2.0	18.000			

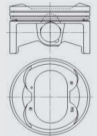
CANDA-HONDA

CNA NO.	ENGINE TYPE	OEM NO.	NO. CYL	PISTON				PIN		HEAD TYPE	COMBUSTION HOTE
				DIA	LENGTH	COMP. DIST	RING	DIA	LENGTH		
H20200	CIVIC EXi P2J	13101-PLC-Y00 13010-PLC-Y00	4	75	46.40	26.8 -2.8	1.0 1.2 2.8	19.000	56.00		
H20210	CIVIC VTi P2B	13101-PLL-Y00 13010-PLL-Y00	4	75	48.80	29.2 -3.3	1.0 1.2 2.8	19.000	56.00		
H20280	EK3	13010-P2C-Y00	4	75	47.90	27.8 -3	1.2 1.5 2.8	19.000			
H20300	D15B-II	13101-PM3-000	4	75	61.00	31	1.2 1.5 2.8	19.000			
H20180	D15	13010-P2C-Y00	4	75	48.00	28.0 -3.3	1.2 1.5 2.8	19.000	56.00		
H20190	D15B	13101-P08-000	4	75	57.80	27.8 -1.8	1.0 1.2 2.8	19.000	56.00		
H20110	D16Y7	13010-P2E-000 13101-P2E-000	4	75	50.00	30.0 -3.4	1.0 1.2 2.8	19.000	56.00		
H20120	D16Y8	13101-P2P-000	4	75	49.20	29.2 -2.1	1.0 1.2 2.8	19.000	56.00		
H20140	D13	13010-P3R-T00 13020-P2A-000 13030-P2A-000	4	75	51.00	31.0 -1.0 -3.2	1.2 1.5 2.8	19.000	56.00		
H20010	D16A	13101-PH7-00	4	75	62.50	29.0 +3.5	1.2 1.5 2.8	19.000	56.00		
H20290	P08	13011-P08-004	4	75.5	48.85	27.25	1.0 1.2 2.8	18.000			
H20310	GZ		4	76	47.30	22.5	1.0 1.2 2.5	18.000			
H20320	889	13101-889-010	4	76	65.00		2.0 2.0 4.0	16.000			
H20050	EP SA6	13101-PC1-000 13101-PC1-010 13101-PC3-600 13102-PC3-600	4	77	62.50	28.00	1.5 1.5 4.0	18.000	62.00		
H20060	HF845 B16B	13101-PCT-000 13020-PCT-000	4	81	67.30	30.4 +6.6	1.0 1.2 2.8	21.000	56.50		

CANDA-HONDA

CNA NO.	ENGINE TYPE	OEM NO.	NO. CYL	PISTON				PIN		HEAD TYPE	COMBUSTION HOTE
				DIA	LENGTH	COMP. DIST	RING	DIA	LENGTH		
H20150	R18A R20A	13010-RNA-YOO 13020-RNA-OO	4	81	49.10	28.7 -2.4	1.2 1.2 2.0	19.960	46.00		
H20330	HD16009YW	13010-RNA-COO	4	81	46.00	28.5	1.0 1.2 2.0	20.000			
H20340	R20A	13010-RNA-YOO	4	81	49.40	28.8 -2.1	1.2 1.2 2.0	20.000			
H20350	RNL		4	81	49.30	28.8 -2.0	1.2 1.2 2.0	20.000			
H20360	RZT	13020-RZT-H00	4	81	49.30	28.8 -2.1	1.2 1.2 2.0	20.000			
H20370	RIV		4	81	51.00	30.6	1.2 1.2 2.0	20.000			
H20380	2E3	13101-2E3-W00	4	82	66.50		2.0 2.0 2.8	20.000			
H20470	B20Z2	13010-PHK-000	4	84	59.60	29.575 -0.9	1.2 1.2 2.8	21.000			
H20070	B20B4	13101-P3F-A00 13020-P3F-000 13101-P3F-A00	4	84	59.60	29.6 -4.1	1.2 1.2 2.8	21.000	56.50		
H20020	F22A1 F22A6	13101-PT3-A01 13101-PT5-A00	4	85	65.20	30.8 -3.8	1.2 1.2 2.8	22.000	57.00		
H20390	PCA	13010-PCA-000	4	85	52.00	30.5 -1.7	1.2 1.2 2.8	22.000			
H20400	CD5	13010-POA-000	4	85	64.90	30.4 -3.7	1.2 1.2 3.0	22.000			
H20410	CB3/PT1	13101-PT1-010 13010-PTT-M01	4	85	65.30	30.8 -2.6	1.2 1.2 3.0	22.000			
H20040	CB3	13101-PT1-M01	4	85	65.30	30.8 -2.0 -2.8 -2.5	1.2 1.2 3.0	22.000	60.00		
H20080	K24A2		4	86	50.50	27.5 +0.3	1.2 1.2 2.0	21.004	58.00		
H20420	CG5	13010-PAB-A00	4	86	51.50	30 -4.3	1.2 1.2 2.8	22.000			

CANDA-HONDA

CNA NO.	ENGINE TYPE	OEM NO.	NO. CYL	PISTON				PIN		HEAD TYPE	COMBUSTION HOTE
				DIA	LENGTH	COMP. DIST	RING	DIA	LENGTH		
H20430	RAC	13101-RAC-000	4	86	53.70	30	1.2 1.2 2.0	22.000			
H20440	PFV00	13010-PFV-000	4	86	54.20	29.2	1.2 1.2 2.8	22.000			
H20090	K24A4 ACCORD	13010-RAA-A01 13020-RAA-A01 13030-RAA-A00 13030-RAA-A01	4	87	53.50	29.5 +3.4 -3.7	1.2 1.2 2.0	21.960	52.00		
H20450	CM	13010-RAA-000	4	87	56.70	28.4	1.2 1.2 2.0	22.000			
H20460	R40	13101-R40-A00	4	87	57.30	29.2	1.2 1.2 2.0	22.000			
H20480	ZF6	13101-2F6-W00	4	88	66.50		2.0 2.0 2.8	20.000			
H20100	J35	13010-R70-A00	6	89	51.50	30.00	1.2 1.2 2.8	21.960	54.00	