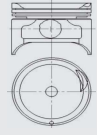
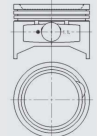
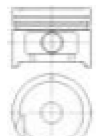


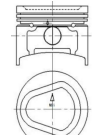
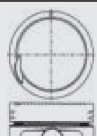
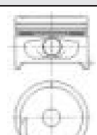


**CANDA-HYUNDAI**

CNA NO.	ENGINE TYPE	OEM NO.	NO. CYL	PISTON				PIN		HEAD TYPE	COMBUSTION HOPE
				DIA	LENGTH	COMP. DIST	RING	DIA	LENGTH		
H30471							1.5 1.5 3.0				
H30220	G4HC	23410-02310 23410-02610 23410-02700 23410-02710 23410-02720 23410-02981 23410-02982 23410-02911 23410-02912 23410-02931 23410-02932	4	66	50.00	25.0 -4.0 -5.5	1.2 1.2 2.5	17.000	46.00		
H30520	4001	23410-02710	4	66	50.00	25	1.2 1.2 2.5	17.000			
H30510	G4HG	23410-02260	4	67	48.60	24.6 -4.5	1.2 1.2 2.0	17.000	46.50		
H30210	G4EH	23410-22250 23410-22260 23410-22270 23410-22350 23410-22360 23410-22370 23410-22935 23410-22936	4	71.5	54.30	31.3 -1.1	1.5 1.5 3.0	18.000	47.50		
H30160	4G33	23410-11405 23410-11406 23410-11407 23410-11408 23410-11421 23410-11424	4	73	70.20	33.2 -2.3 -6.9	1.5 1.5 4.0	19.000	63.00		
H30630	U15 ALFIN OIL GALLERY			75	65.700		1.75 1.75 3	28.000	62.00		
H30130	X2 G4AJ G4DJ	23410-24100 23410-24110 23410-24120 23410-24911 23410-24913 23410-24914	4	75.5	58.50	29.5 -3.7	1.5 1.5 4.0	18.000	60.00		
H30240	G4DJ MITSUBISHI 4G15N	23410-24100 23410-24910	4	75.5	58.60	29.4 -3.6	1.5 1.5 4.0	18.000	61.00		
H30140	X3 G4EK G4AE G4EB ACCENT 1500i	23410-22410 23410-22450 23410-22400 23410-22420	4	75.5	54.40	31.4 -0.7 -2.3	1.5 1.5 3.0	18.000	47.50		
H30340	G4EK	23410-22400 23410-22410 23410-22420 23410-22450 23410-22460 23410-22470	4	75.5	54.40	31.3 -0.7	1.5 1.5 3.0	18.000	47.50		

**CANDA-HYUNDAI**

CNA NO.	ENGINE TYPE	OEM NO.	NO. CYL	PISTON				PIN		HEAD TYPE	COMBUSTION HOTE
				DIA	LENGTH	COMP. DIST	RING	DIA	LENGTH		
H30430	G4EE VERNA 1.4	23410-26410	4	75.5	48.00	28.7 +2.2	1.2 1.2 2.0	18.000	47.50		
H30470	G4EK VERNA 1.5	23410-26611 23410-26961	4	75.5	54.40	30.6 +1.0	1.2 1.5 3.0	18.000	47.50		
H30530	4G15	MD099770 MD099769	4	75.5	58.50	29.5	1.5 1.5 4.0	18.000			
H30420	G4ED	23410-26101 23410-26111 23410-26121	4	76.5	50.40	28.4 -0.75 -3.0	1.2 1.2 2.5	18.000	47.50		
H30270	G4ED	23410-26500 23410-26510 23410-26520	4	76.5	50.20	28.2 -0.5 -3.5	1.2 1.2 2.0	20.000	59.00		
H30540	ACCENT1.8		4	76.5	50.40	28.4	1.2 1.2 2.5	18.000			
H30250	G4FA	23041-2B101 23041-2B111 23041-2B121	4	77	45.30	26.9 +1.4	1.2 1.2 2.0	18.000	52.50		
H30500	G4FC		4	77	45.50	26.9 +1.5	1.2 1.2 2.0	18.000	52.50		
H30320	G4F NEW ELANTRA		4	77	44.00	26.90	1.2 1.2 2.0	18.000	52.50		
H30330	G4FJ	23041-2B600	4	77	45.00	26.80	1.2 1.2 2.0	18.000	52.50		
H30440	G4FC	23040-2B000	4	77	44.00	26.9 +1.4	1.2 1.2 2.0	18.000	47.50		

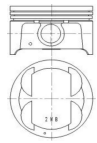
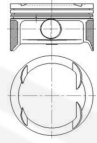
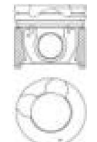
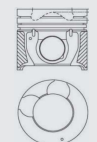

**CANDA-HYUNDAI**

CNA NO.	ENGINE TYPE	OEM NO.	NO. CYL	PISTON				PIN		HEAD TYPE	COMBUSTION HOTE
				DIA	LENGTH	COMP. DIST	RING	DIA	LENGTH		
H30280	G4GR	23410-23100 23410-23105 23410-23110/15 23410-23120/25 23410-23155 23410-23165/75 23410-23911/12 23410-23913/14 23410-23915/16 23410-23917/18	4	77.4	60.80	31.1 +1.7	1.2 1.2 2.5	20.000	59.00		
H30550	ELANTRA1.6	23410-23610 23410-33010	4	77.5	60.80	32.9	1.2 1.2 2.5	20.000			
H30450	G4GC SONATA 2.0	23410-23710	4	82	57.50	31.0 -1.0 -3.2	1.2 1.2 2.5	20.000	59.00		
H30560	SONATA2.0	23410-23710	4	82	57.80	31.3	1.2 1.2 2.5	20.000			
H30570	ELANTRA1.8	23410-23513	4	82	59.40	32.9	1.2 1.2 2.5	20.000			
H30380	G4GF	23410-23AA1		82	57.80	31.0 +0.30	1.2 1.2 2.0	20.000	59.00		
H30381	G4GF	23410-23710	4	82	57.90	31.0 +0.30	1.2 1.2 2.5	20.000	59.00		
H30120	4G61 G4CR ELETRA 2.0 MIRAGE 1.6	MD129932 23410-33010 23410-33000 23410-33020 23410-33901 23410-33902 23410-33903 23410-33904	4	82.3	66.00	32.5 +1.4 -3.4	1.2 1.5 3.0	21.000	66.00		
H30310	ELANTRA 2.0	23041-2E000	4	81	46.00	28.5 -2.7	1.0 1.2 2.0	20.000	49.00		
H30010	D3EA ACCENT	23410-27901 23410-27903 23410-27904 23410-27910 23410-27920	3	83	72.30	46.3 -4.3 -13.9	2.0DK 2.0 3.0	28.000	65.00		47*13.9
H30011	D4EA ACCENT	23410-27921 23410-27922 23410-27923 23410-27924	4	83	72.30	46.3 -4.3 -13.9	2.0DK 2.0 3.0	28.000	65.00		47*13.9

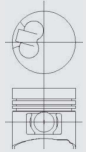
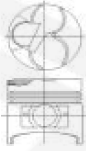

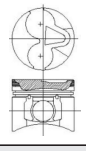
**CANDA-HYUNDAI**

CNA NO.	ENGINE TYPE	OEM NO.	NO. CYL	PISTON				PIN		HEAD TYPE	COMBUSTION HOTE
				DIA	LENGTH	COMP. DIST	RING	DIA	LENGTH		
H30230	D4EA ALFIN skirt MOS2 treated PIN bushing inserted	23410-27901 23410-27921 23410-27910	4	83	72.30	46.3 -13.5 -3.7	2.0DK 2.0 3.0	28.000	65.00		48.5*14
G30350	D4EA Z20D alfin and with oil gallery pin bushing inserted		4	83	72.30	46.3 -13.9	2.0DK 2.0 3.0	28.000	67.00		46.8*13.9
H30640	3725 ALFIN OIL GALLERY	23410-27921		83	72.300		1.86K 2 3	28.000	65.50		
H30650	3725	23410-27921		83	72.300		1.86K 2 3	28.000	65.50		
H30660	3725 ALFIN	23410-27921		83	72.300		1.86K 2 3	28.000	65.50		
H30670	IL075 ALFIN OIL GALLERY			84	73.000		1.75 1.75 2	32.000	64.00		
H30480	D4HA alfin and with oil gallery	23410-2F930 23410-2F931 23410-2F932	4	84	75.90	48.9 -4.2 -13.5	2.5DK T6 2.0 3.0	34.000	66.00		49*13.5
H30200	G4KD 2000CC	23410-2G000 23410-2G010 23410-2G020	4	86	51.50	27.5 +1.0 -0.4	1.2 1.2 2.0	21.000	58.00		
H30600	NF2.0	23410-2G000	4	86	51.70	28.7	1.2 1.2 2.0	21.000			
H30150	JGE1		4	86.5	66.60	34.50	1.2 1.5 2.8	22.000	64.00		
H30390	G4TS		4	86.5	66.60	34.6 -3.3	1.2 1.5 2.8	22.000	62.00		
H30110	G4JS SONATA 2.4	23410-38290	4	86.5	66.50	34.6 -3.2	1.2 1.5 2.8	22.000	66.00		
H30180	G6BA 6GBV		6	86.6	54.00	30.50	1.2 1.2 2.0	21.000	59.00		

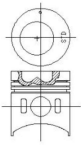
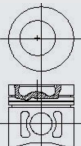
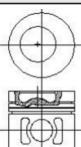


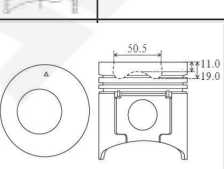
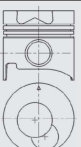

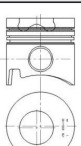
**CANDA-HYUNDAI**

CNA NO.	ENGINE TYPE	OEM NO.	NO. CYL	PISTON				PIN		HEAD TYPE	COMBUSTION HOTE
				DIA	LENGTH	COMP. DIST	RING	DIA	LENGTH		
H30260	G6BA	23410-3E011	6	86.7	54.00	30.5 -0.7	1.2 1.2 2.0	21.000	60.00		
H30360	D4EB alfin and with oil gallery pin bushing inserted	23410-27940 23410-27941 23410-27942 23410-27943 23410-27944	4	87	72.30	46.3 -5.7 -17.4	2.5DK T6 2.0 3.0	28.000	72.00		44.3*17.4
H30580	G4JS		4	86.5	66.70	34.7	1.2 1.5 2.8	22.000			
H30680	D4EB ALFIN OIL GALLERY COPPER BUSH			87	72.300		2.5K 2 3	28.000	72.00		
H30590	NF2.4	23410-25201	4	88	51.50	27.5 -1.7	1.2 1.2 2.0	21.000			
H30610	YE2.0	23410-2G500	4	88	54.80	28.5	1.2 1.2 2.0	22.000			
H30190	G4KE G4KG	23410-2G201	4	88	51.50	27.5 -1.7	1.2 1.2 2.0	21.000	58.00		
H30790	D4BB			91.09			2 2 3	29	74.8		
H30800	D4BH	23410-42610		91.09	76.2		2 2 3	29	74.8		
H30810	D4BH	23410-42640		91.09	76.2		2 2 3	29	74.8		
H30410	D4CB DIESEL alfin and with oil gallery	23410-4A920/1/2 23410-4A923 23410-4A924 23410-4A940 23410-4A941 23410-4A942	4	91	83.70	54.2 -3.7 -15.0	2.5HK 2.0 3.0	33.000	75.00		52*15
H30411	D4CB CRDI DIESEL alfin and with oil gallery	23410-4A900	4	91	83.70	54.2 -3.7 -15.0	2.5HK 2.0 3.0	33.000	75.00		52*15
H30170	D4BH TCI OG DIESEL ALFIN	23410-42540 L 23410-42544 R 23430-42170 L 23410-42170 R	4	91.1	88.70	48.7 -1.3 -2.7	2.5HK 2.0HK 4.0	29.000	74.00		
H30690	T2 ALFIN			91.1	69.100		2 2 3	29.000	75.00		

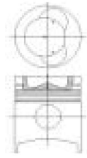

**CANDA-HYUNDAI**

CNA NO.	ENGINE TYPE	OEM NO.	NO. CYL	PISTON				PIN		HEAD TYPE	COMBUSTION HOTE
				DIA	LENGTH	COMP. DIST	RING	DIA	LENGTH		
H30700	T1 STEEL IN			91.1	81.700		2 2 3	29.000	75.00		
H30710	T1-2 STEEL IN			91.1	82.100		2 2 3	29.000	75.00		
H30720	96TCI ALFIN OIL GALLERY STEEL IN	23410-42201 23410-42211 23410-42221		91.1	88.700		2.5HK 2.0HK 4	29.000	75.00		
H30770	T2 ( D4BB )			91.1	76.2		2 2 3	29.000	75.00		
H30730	96TCI ALFIN OIL GALLERY STEEL IN			91.1	88.700		2.5HK 2.0HK 4	29.000	75.00		
H30740	H100 ALFIN OIL GALLERY			91.1	88.700		2.5HK 2.0HK 4				
H30750	GRACE ALFIN STEEL IN			91.1	88.700		2.5 2 4	29.000	75.00		
H30490	D4BH alfin and with oil gallery	23430-42170 L R	4	91.1	88.70	48.7 -1.3 -2.7	2.5HK 2.0HK 4.0	29.000	75.00		
H30040	D4BA T1 4D55	23410-42201 23410-42211 13410-42221	4	91.1	88.70	48.8 -2.0 -2.6	2.0 2.0 3.0	29.000	74.00		
H30060	D4BF 4D55T	23410-42850 23410-42860 23410-42870	4	91.1	88.70	48.5 -2.0 -2.8	2.5HK 2.0K 4.0	29.000	74.00		
H30050	D4BB H100 T2	23410-42701 23410-42711 23410-42721 23410-42202	4	91.1	76.20	46.2 -2.0 -2.4	2.0 2.0 3.0	29.000	74.00		
H30780	D4BA			91.17			2 2 3	29	74.8		
H30820	VN27-DRFA			93	85.300		2 2 3	30.000	76.00		
H30290	G6DA	23041-3C602 23041-3C612 23041-3C622 23041-3C942 23041-3C962	6	96	50.00	29 -2.3	1.2 1.2 2.0	22.000	58.00		
H30620	YEN620	23041-3C600	4	96	52.00	29.2 -2.1	1.2 1.2 2.0	23.000			

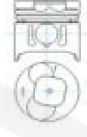
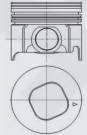
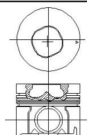


**CANDA-HYUNDAI**

CNA NO.	ENGINE TYPE	OEM NO.	NO. CYL	PISTON				PIN		HEAD TYPE	COMBUSTION HOTE
				DIA	LENGTH	COMP. DIST	RING	DIA	LENGTH		
H30300	G6DA	23041-3C601 23041-3C611 23041-3C621	6	96	52.00	29.0 -2.0	1.2 1.2 2.0	23.000	67.00		
H30100	4D31 FH100 BE211 FG434 FE434		4	100	110.70	60.7 -10.0 -18.0	3.0HK 2.0 5.0	34.000	84.00		52.5*18.5
H30020	D4AE/D4AL 4D31T	23410-41410 23411-41410 23411-41430 23411-41700	4	100	110.60	60.7 -10.3 -17.3	3.0HK 2.0 4.0	34.000	84.00		54.5*17.5
H30021	D4AE	23411-41401	4	100	111.00	61.0 -11.3 -17.5	3.0HK 2.0 4.0	34.000	84.00		54.5*17.5
H30030	D4AF K-1 4D32	23410-41200 23411-41200	4	104	110.70	60.7 -11.0 -19.0	3.0HK 2.0 4.0	34.000	84.00		54.5*19
H30400	D4DA DIESEL alfin and with oil gallery	23410-45000 23411-45000	4	104	112.20	62.2 -19.8 -5.9	2.8DK 2.0 4.0	36.000	88.00		52*19.8
H30031	D4AF K-1 4D32	23410-41210 23411-41210	4	104	110.70	60.7 -11.0 -19.0	3.0HK 2.0 4.0	34.000	84.00		
H30032	D4AF K-1 4D32		4	104	110.70	60.7 -11.0 -19.0	3.0HK 2.0 4.0	34.000	84.00		50.5*19
H30070	6D16 D6BR	23411-93400	6	118	116.30	71.1 -0.4 -22.0	3.0 2.5 4.0	38.000	93.00		58.8*22
H30460	6D16 DB6T	23411-93C10	6	118	116.00	71.1 -0.4 -22.0	3.0DK 2.5 4.0	38.000	92.00		
H30071	6D16T	23411-93C20	6	118	116.10	71.0 -23.0	3.0DK 2.5 4.0	38.000	93.00		59*23
H30072	6D16T	23411-93C20	6	118	116.10	71.0 -22.5	3.0DK 2.5 4.0	38.000	93.00		59*22.5

## CANDA-HYUNDAI

CNA NO.	ENGINE TYPE	OEM NO.	NO. CYL	PISTON				PIN		HEAD TYPE	COMBUSTION HOTE
				DIA	LENGTH	COMP. DIST	RING	DIA	LENGTH		
H30760	8401 ALFIN			133	141.200		3.3HK 3 4	55.000	106.00		
H30080	8DC9-NEW	23411-72002	8	135	153.00	88.0 -1.5 -24.5	3.3DK 3.0 3.0 4.0	50.000	112.00		72.5*24.5
H30090	8DC9-OLD	23411-72001	8	135	153.00	88.0 -1.5 -24.5	3.3DK 3.0 3.0 6.0	50.000	112.00		72.5*24.5

## CANDA-ISUZU

CNA NO.	ENGINE TYPE	OEM NO.	NO. CYL	PISTON				PIN		HEAD TYPE	COMBUSTION HOTE
				DIA	LENGTH	COMP. DIST	RING	DIA	LENGTH		
I10010	HD-037		4	74	67.00	38.0 -7.5 -11.5	2.0 1.5 3.5	24.000			41.8*41.8*14
I10020	4EC1	8-94129-808-0 8-94129-828-1	4	76	71.70	41.7 -1.6	2.0 1.5 3.0	22.000	60.00		58*58*23.4
I10030	4FA1	5-12111-228-2	4	76	80.00	44.8 -2.5	2.0 2.0 4.0	25.000	63.00		53*25
I10040	4FE1 DIESEL ALFIN	8-94169-747-1 8-94459-384-0 8-94463-219-0 8-94463-220-0 8-94463-229-0 8-94463-230-0 8-94463-237-0 8-94463-238-0	4	76.3	80.00	45.0 -2.0	2.0 2.0 4.0	25.000	63.00		67*26
I10050	HD-036		4	77	80.00	44.0 -3.0	2.0 1.5 3.5	25.000	60.00		
I10060	3LB1		3	77.3	70.00	35.5 -2.5	2.0 1.5 3.5	21.000	59.00	