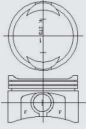
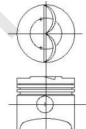

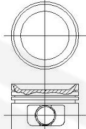
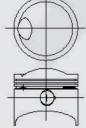
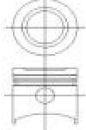

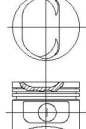
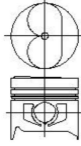
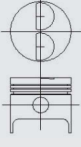


CNA NO.	ENGINE TYPE	OEM NO.	NO. CYL	PISTON				PIN		HEAD TYPE	COMBUSTION HOTE
				DIA	LENGTH	COMP. DIST	RING	DIA	LENGTH		
F10140	146A	0072000	4	58.5	61.25	30.75	1.75 2.0 3.947	20.000			
F10080	60S PALI01.2	M609CA	4	70.8	48.00	28.0 -0.9 -2.4	1.2 1.2 2.5	17.980	53.00		
F10150	HW20013	55204025 71740642	4	72	49.00	26 -5.2	1.0 1.2 2.0	17.980			
F10160	71846		4	76	64.00	37.50	1.75 2.0 4.0	20.000			
F10020	147	667061	4	76	75.50	35.5 +0.5 -3.3	1.5 2.0 3.9	22.000	66.00		
F10130	2101		4	76	77.00	38.0 -2.5	1.5 2.0 4.0	22.000	68.00		
F10040	147C REGATA		4	76	61.50	35.5 -6.5	1.5 2.0 3.95	22.000	58.00		
F10010	125 1110T POLSKI		4	77	79.60	36.6 +9.5	2.0 2.0 3.9	22.000	66.00		
F10100	LADA 1600 2106	NIVA 21072 21105	4	79	77.00	38.0 -2.5	1.5 2.0 4.0	22.000	66.00		
F10170	128A	0075800 80V95	4	80	77.30	34.70	1.5 2.0 3.947	22.000			
F10171	128A	0075800	4	80	76.4 77.1	34.4 35.1	1.5 2.0 3.947	22.000			
F10110	TDI PALI01.9 ALFIN		4	82	70.50	44.50	2.0 2.0 2.0	26.000	64.00		
F10120	2109 LADA SAMARA	1004015 BA3	4	82	65.70	37.8 -6.7	1.5 2.0 3.95	22.000	66.00		

CNA NO.	ENGINE TYPE	OEM NO.	NO. CYL	PISTON				PIN		HEAD TYPE	COMBUSTION HOTE
				DIA	LENGTH	COMP. DIST	RING	DIA	LENGTH		
F10180	PUNTO	0097900 A350602	4	82	70.50	44.5 -2.5	2.0 2.0 2.0	26.000			
F10070	M707 146D ALFIN UN01.7	REGATA149	4	82.6	78.00	43.0 +2.0	2.5DK 2.0 3.0	25.000	67.00		
F10030	131-5V		4	84	78.00	38.5 -1.5	1.5 2.0 3.9	22.000	70.00		
F10050	138 1600 M401.AA.16		4	84	86.20	38.7 +8.2 -3.5	1.5 2.0 3.96	22.000	70.00		
F10060	131 AB.H0.4V		4	84	78.00	38.5 -1.5	1.5 2.0 3.95	22.000	70.00		
F10200	70737		4	84	77.95	38.4	1.5 2.0 3.947	22.000			
F10190	3731		4	86	65.00	40 -5	1.5 1.75 3.0	22.000			
F10210	70741		4	86.4	65.30	33.3	1.5 1.75 3.0	22.000			
F10090	85S		4	86.4	74.50	35.0 -2.8	1.5 2.0 4.0	22.000	68.00		

