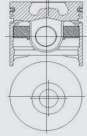
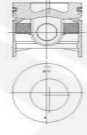
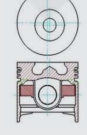
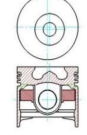
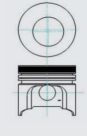
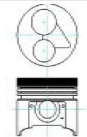


CANDA-KOMATSU

CNA NO.	ENGINE TYPE	OEM NO.	NO. CYL	PISTON				PIN		HEAD TYPE	COMBUSTION HOTE
				DIA	LENGTH	COMP. DIST	RING	DIA	LENGTH		
K20760	S6D155 ALFIN	6127-31-2140R	6	155	167.50	102.4 -16.5	3.5DK 3.5DK 4.75	60.000	130.00		
K20770	S6D155 ALFIN	6128-31-2140R	6	155	170.00	105 -23.5	3.5DK 3.5DK 4.75	60.000	130.00		
K20780	S6D107 alfin and with oil gallery										

CANDA-KUBOTA

CNA NO.	ENGINE TYPE	OEM NO.	NO. CYL	PISTON				PIN		HEAD TYPE	COMBUSTION HOTE
				DIA	LENGTH	COMP. DIST	RING	DIA	LENGTH		
K30140	Z482 D722	16851-21112 16851-21900	2/3	67	59.10	32.7 -1.0	1.5HK 1.5 3.0	20.000	50.00		40*17
K30141	Z482 D722		2/3	67	56.40	29.9 -1.0	1.5HK 1.5 3.0	20.000	50.00		47*14.5
K30360	67 灰 STEEL IN			67	59.1		1.7HK 1.5 3	20	50		42*16.5
K30370	67 黑 STEEL IN			67	56.2		1.6HK 1.5 3	20	50		42*16.5
K30380	902 STEEL IN			68	56.3		1.6HK 1.5 3	20	50		47*15
K30290	HD-011	RG-25Y	4	73	71.90	39.0 -1.2	2.5HK 2.0 2.0 4.0	19.000	64.00		

CANDA-KUBOTA

CNA NO.	ENGINE TYPE	OEM NO.	NO. CYL	PISTON				PIN		HEAD TYPE	COMBUSTION HOTE
				DIA	LENGTH	COMP. DIST	RING	DIA	LENGTH		
K30291	HD-012		4	73	71.90	39.0 -1.0	2.5HK 2.0 2.0 4.0	19.000	64.00		
K30400	SIED- III			74	80		2.43HK 2 5	23	64		
K30190	3D75		3	75	65.70	35.5	2.0HK 1.5 4.0	20.000	54.00		
K30050	4D76 HT900		4	76	80.00	43.5	2.5HK 2.0 5.0	23.000	64.00		
K30080	4FA1	5-12111-228-2	4	76	80.00	44.8 -2.5	2.0 2.0 4.0	25.000	63.00		
K30310	HD-020		4	76	72.00	39.0 -14.0	2.5HK 2.0 4.0	23.000	62.00		
K30320	V1305 D1005		4	76	69.70	36.4 -0.9	2.0HK 1.5 4.0	22.000	60.00		
K30330	V1305 D1005	16050-21110 16050-21910	3/4	76	68.80	38.8 -0.6	2.0HK 1.5 4.0	22.000	60.00		47.5*47.5*15.5
K30170	V1512		4	76.3	80.00	43.5 -12.5	2.5HK 2.0 5.0	25.000	63.00		57*18
K30220	V1512-B		4	76.3	80.20	43.8 -1.5 -1.0	2.5HK 2.0 5.0	25.000	63.00		52.2*17

CNA NO.	ENGINE TYPE	OEM NO.	NO. CYL	PISTON				PIN		HEAD TYPE	COMBUSTION HOTE
				DIA	LENGTH	COMP. DIST	RING	DIA	LENGTH		
K30221	V1512-B		4	76.3	80.20	43.8 -1.0 -1.5	2.5HK 2.0 5.0	25.000	64.00		
K30150	V1505 D1505		4	78	69.50	36.3 -0.6	2.0HK 1.5 4.0	22.000	60.00		
K30340	V1505 D1505		3/4	78	69.50	36.5 -0.7	2.0HK 1.5 4.0	22.000	60.00		
K30070			4	80	78.20	43.1 -2.5	2.0 2.0 4.0	25.000	63.00		
K30090	RV70 RK70 EA8	11131-21111		80	72.00	40	2.0 2.0 2.0 4.0	24.000	64.00		
K30200	D1403 V1903		4	80	80.00	43.5	2.0HK 2.0 4.0	25.000	64.00		
K30410	KBBOTA 80MM STELL IN			80	80.1		2.5HK 2 5	25	64		
K30160	D1302	D128105A-0	4	82	80.00	43.5	2.5HK 2.0 5.0	23.000	64.00		42*12.5
K30161	V1702		4	82	80.00	43.5	2.5HK 2.0 5.0	23.000	63.00		
K30350	HD-043		4	82	80.00	43.5 -7.3 -13.3	2.5HK 2.0 5.0	25.000	64.00		
K30560	83			82.93			T1.55 2 5	25	64.4		

CANDA-KUBOTA

CNA NO.	ENGINE TYPE	OEM NO.	NO. CYL	PISTON				PIN		HEAD TYPE	COMBUSTION HOTE
				DIA	LENGTH	COMP. DIST	RING	DIA	LENGTH		
K30240	D1503 V2003		3 4	83	80.00	43.5	2.5HK 2.0 5.0	25.000	64.00		
K30241	D1503 V2003		3 4	83	80.00	43.5	2.0 2.0 5.0	25.000	64.00		57*18
K30420	1G770 ALFIN STEEL IN			83	80		2.06HK 2 4	25	64		59*19
K30430	2003 STEEL IN			83	80		2.0HK 2 4	25	64		
K30120	D1402 V1902 S2800	19274-21110 19274-21910	4	85	80.00	43.5	2.5HK 2.0 5.0	23.000	64.00		
K30300	HD-015		4	85	80.00	43.5 -14.5	2.5HK 2.0 5.0	25.000	64.00		57*18
K30010	V2403	1G796-2111	4	87	80.00	43.5 -7.5 -17	2.0 2.0 4.0	25.000	64.00		57*18
K30011	V2403	1G790-2111	4	87	80.00	43.5 -8.0 -14.5	2.0 2.0 4.0	25.000	64.00		
K30012	V2403	1G924-2111	4	87	80.00	43.5 -16.5	2.0HK 2.0 4.0	25.000	64.00		
K30013	V2403	1J881-21111	4	87	80.00	43.5 -5.2 -16.5	2.0HK 2.0 2.5	25.000	64.00		50*15.7

CNA NO.	ENGINE TYPE	OEM NO.	NO. CYL	PISTON				PIN		HEAD TYPE	COMBUSTION HOTE
				DIA	LENGTH	COMP. DIST	RING	DIA	LENGTH		
K30020	V2203 直喷	17121-21120 17121-21920	4	87	80.00	43.5 -15.0	2.5HK 2.0 5.0	25.000	64.00		49.5*16.5
K30030	V2203 涡流	16423-21110 16423-21112 16423-21910 16423-21912	4	87	80.00	43.5 -1.0	2.5HK 2.0 5.0	25.000	64.00		51.5*17
K30031	V2203		4	87	80.00	43.5 -1.0	2.0HK 2.0 5.0	25.000	64.00		39.7*21.8
K30060	V2203		4	87	80.00	43.5	2.0HK 2.0 5.0	23.000	64.00		40*19.5
K30180	V2403	1J890-2111	4	87	73.50	43.5	2.0 2.0 2.0	25.000	63.00		40*19.5
K30250	V2403		4	87	76.00	49.3 -15.7	2.0HK 2.0 3.0	30.000	72.00		
K30440	J65 ALFIN STEEL IN			87	80		2 2 3	25	64		
K30450	D65 ALFIN STEEL IN			87	80		2.1 2 3	25	64		45*14.5
K30460	KUBOTA STEEL IN			87	79.9		2.0HK 2 5	25	64		38.8*14
K30470	D70 ALFIN			87	79.8		2.0HK 2 3	25	64		

CANDA-KUBOTA

CNA NO.	ENGINE TYPE	OEM NO.	NO. CYL	PISTON				PIN		HEAD TYPE	COMBUSTION HOTE
				DIA	LENGTH	COMP. DIST	RING	DIA	LENGTH		
K30480	KBT-2			87	79.8		2.5HK 2 5	25	64		
K30490	6710			87				25	64		
K30500	ER65			90				28	73.5		43.3*13.3
K30270	AOG		4	92	101.50	66.7 -21.8	2.5DK 2.5 4.0	35.000	75.00		
K30280	AOG		4	92	101.70	66.7 -6.0 -19.5	3.0DK 2.5 4.0	35.000	75.00		
K30281	AOG		4	92	101.70	66.7 -6.0 -19.5	3.0DK 2.5 4.0	35.000	75.00		
K30100	RV125 RK125		4	94	88.20	47.2 -15.5	2.0 2.0 4.5	27.000	72.00		
K30260	V3307	1G774-2112	4	94	84.00	41.1 -8.0 -16.5	2.0 1.5 3.0	28.000	71.00		
K30261	V3307	1J751-2111	4	94	84.10	41.1 -7.2 -17.0	2.0 1.5 3.0	28.000	71.00		
K30510	RK125			94				27	72		
K30540	E72 ALFIN			97	98		2.0HK 2 4	32	76		
K30040	V3300		4	98	83.80	46.8 -0.8	2.0HK 2.0 4.0	30.000	74.00		
K30110	V3300		4	98	91.60	46.6 -3.2 -17.0	2.0 2.0 3.0	30.000	74.00		
K30111	V3300		4	98	91.60	46.6 -3.2 -17.0	2.0 2.0 3.0	30.000	74.00		
K30130	V3300		4	98	91.50	46.5	2.0HK 2.0 3.0	30.000	74.00		
K30520	3300SM ALFIN	6685933		98	87.6		2 2 3	30	75		
K30530	3300-1			98	87.6		2 2 3	30	75		
K30210	V3800DI-T	1J550-21110	4	100	85.10	44.0 -18.0 -3.0	2.0 2.0 3.0	30.000	74.00		

CANDA-KUBOTA

CNA NO.	ENGINE TYPE	OEM NO.	NO. CYL	PISTON				PIN		HEAD TYPE	COMBUSTION HOTE
				DIA	LENGTH	COMP. DIST	RING	DIA	LENGTH		
K30211	V3800DI-T		4	100	85.10	44.0 -3.0 -19.0	2.0 2.0 3.0	30.000	74.00		
K30230	V3800T		4	100	85.10	44.1 -3.0 -18.0	2.0 2.0 3.0	30.000	74.00		
K30231	V3800		4	100	85.10	44.1 -3.0 -18.0	2.0 2.0 3.0	30.000	74.00		
K30390	8050			105	108		2.5 2.5 5.5	35	87		
K30550	3300 STEEL IN			98			2 2 3	30	74		
K30171											

CANDA-LADA

CNA NO.	ENGINE TYPE	OEM NO.	NO. CYL	PISTON				PIN		HEAD TYPE	COMBUSTION HOTE
				DIA	LENGTH	COMP. DIST	RING	DIA	LENGTH		
L10010	BA3 2101		4	76	77.00	38.00		22.000			
L10020	BA3 2106		4	79	77.00	38.00	1.5 2.0 3.947	22.000			