






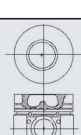

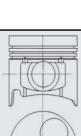


CNA NO.	ENGINE TYPE	OEM NO.	NO. CYL	PISTON				PIN		HEAD TYPE	COMBUSTION HOTE
				DIA	LENGTH	COMP. DIST	RING	DIA	LENGTH		
M20010	B3 PRIDE1.3	B3Y6-11-SAOB OKKY0-11-SAO	4	71	60.00	28.8 -3.9 -8.5	1.2 1.5 3.0	20.000	55.00		
M20020	B3-NEW	B3Y0-11-SAO B3Z0-11-SAO	4	71	59.50	28.8 +0.5 -3.9 -8.5	1.2 1.5 3.0	20.000	52.00		
M20460	Z5-DE	Z5Y0-11-SAOB	4	75.3	51.80	28.0 -6.3	1.0 1.2 2.5	20.000	61.00		
M20470	ZC	75Y0-11-SAOB	4	75.3	47.00	28.1 -6	1.0 1.2 2.5	19.980			
M20410	D4	D410-23-200	4	76	63.00	31.0 -1.0	1.5 2.0 4.0	19.990	66.00		
M20050	E301	E301-23-200	4	77	61.80	29 +0.8	1.2 1.5 4.0	20.000	66.00		
M20060	E302	E302-23-200	4	77	61.80	29.0 +0.8	1.5 2.0 4.0	20.000	66.00		
M20480	HD16007YW	E502-23-250		77	45.60	28.6	1.2 1.2 2.0	18.000			
M20490		E302-23-250	4	77	43.90	26.9 -0.9	1.2 1.2 2.0	18.000			
M20040	B6Z7	B6Z7-11-SAO	4	78	62.40	32.0 -2.5	1.5 1.5 3.0	20.000	57.00		

**CANDA-MAZDA**

CNA NO.	ENGINE TYPE	OEM NO.	NO. CYL	PISTON				PIN		HEAD TYPE	COMBUSTION HOTE
				DIA	LENGTH	COMP. DIST	RING	DIA	LENGTH		
M20120	NA-NEW E1600	8170-23-200 H601-23-200	4	78	78.00	38.5 +2..5	1.2 1.5 4.0	20.000	66.00		
M20130	NA/E1600A	H602-23-200	4	78	78.00	38.5 +2.5	1.5 2.0 4.0	20.000	66.00		
M20220	B6 B1600	B6Y0-11-SAOA	4	78	63.00	3.0 -2.0	1.5 1.5 4.0	19.980	61.00		
M20360	B6Y2 B6Y3	B6Y2-11-SAO B6Y2-11-SBO B6Y2-11-SBX B6Y3-11-SAO	4	78	63.00	32..4 -3.0	1.5 1.5 3.0	20.000	61.00		
M20370	B5Y1	B505-11-102B B5Y1-11-SAO B5Y5-11-SAOA B5Y1-11-SBO B5Y1-11-SBOA B5Y1-11-SBX B5Y1-11-SBXA B5Y5-11-AOA	4	78	63.50	31.9 -6.2	1.5 1.5 4.0	20.000	61.00		
M20420	ZM		4	78	54.50	31.0 -3.85	1.2 1.5 3.0	20.000	61.00		
M20430	ZY-VE	ZYY3-11-SAO	4	78	45.50	26.9 -1.7	1.2 1.2 2.5	19.000	58.00		35*21.3
M20500	Z6	Z6Y-11-SAO	4	78	48.80	29.8	1.2 1.2 2.5	19.000			53*185
M20510	M3		4	78	48.40	29.8 -1.8	1.2 1.2 2.5	19.000			47*21.7
M20520	MAZDA1.6	Z622 ZMYO-11-SAO	4.00	78	54.50	31.10	1.2 1.5 3.0	20.000			

CNA NO.	ENGINE TYPE	OEM NO.	NO. CYL	PISTON				PIN		HEAD TYPE	COMBUSTION HOTE
				DIA	LENGTH	COMP. DIST	RING	DIA	LENGTH		
M20070	F601	F601-23-200	4	81	71.00	34.0 -3.5	1.5 1.5 4.0	22.000	66.00		
M20080	F605	F605-23-200	4	81	76.00	34.2 -3.5 +4.7	1.5 1.5 4.0	22.000	66.00		
M20240	VA/E2000	0553-23-200	4	82	83.50	45	2.0 2.0 4.5	21.980	71.00		
M20030	BPD	BPY1-11-SAOA	4	83	61.50	30.2 +0.55 -4.0	1.5 1.5 3.0	20.000	57.00		
M20110	FSY1 626GE	FSY1-11-SAOB	4	83	54.00	29.8 -4.5 -8.6	1.2 1.5 3.0	19.000	58.00		
M20320	BPY2	BPY2-11-SAO BPY2-11-SBX	4	83	64.00	31.4 +2.6	1.5 1.5 3.0	20.000	57.00		
M20530	MAZDA1.8	FSY1-11-SAO FPY1-11-SAOE	4.00	83	53.90	29.80	1.2 1.5 3.0	19.000			
M20550	BP05	13PY1-11-SAO	4.00	83	61.50	31.10	1.5 1.5 3.0	20.000			
M20090	F8	F801-23-200 F801-23-220 F801-23-210 F801-11-102	4	86	71.00	34.0 -2.2 -3.4	1.5 1.5 4.0	22.000	66.00		
M20100	FE TX5 626GLX	FE01-23-200	4	86	71.00	34.0 -2.5	1.5 1.5 4.0	22.000	66.00		43.5*13.5
M20140	R2 ALFIN DIESEL	RF01-23-200 RF01-23-200B K7Y0-11-SAO R201-23-200	4	86	86.30	47.3 -1.6	2.0 2.0 4.0	25.000	67.00		51.8*27

CNA NO.	ENGINE TYPE	OEM NO.	NO. CYL	PISTON				PIN		HEAD TYPE	COMBUSTION HOTE
				DIA	LENGTH	COMP. DIST	RING	DIA	LENGTH		
M20150	R2 R2-LATE DIESEL alfin and with oil gallery	R2Y0-11-SAO	4	86	86.20	47.3 -1.5	2.0 2.0 3.0	25.000	67.00		5.35*18.5
M20230	F2 B2200	F2Y2-11-SAO	4	86	71.50	36.5 -7.0	1.5 1.5 4.0	21.980	67.00		49*18.6
M20270	R2-NEW ALFIN AND WITH OIL GALLERY	R2Y3-11-SAOB	4	86	82.20	43.3 -1.2 -2.2	2.0 2.0 3.0	25.000	64.00		
M20290	RF7	RFY7-11-SAOA RFY7-11-SBOA	4	86	75.80	46.8 -5.9 -13.7	2.0 2.0 3.0	30.000	68.00		
M20330	FEYC	FEYC-11-SAO FEYC-11-SAOA FEYC-11-SBO FEYC-11-SBX	4	86	711.00	34.6	1.5 1.5 4.0	22.000	67.00		
M20340	FEYA	FEYA-11-SAO FEYA-11-SAOB FEYA-11-SBOB FEYA-11-SBxB	4	86	71.50	36.5 -1.6 -5.5	1.5 1.5 4.0	22.000	71.50		53*21
M20440	RF-NEW alfin and with oil galley	RFY4-11-SAOA	4	86	86.20	47.2 -1.2 -3.1	2.0HK 2.0 3.0	30.000	68.00		
M20450	F8		4	86	69.70	34.0 +0.7	1.5 1.5 4.0	22.000	67.00		
M20451	F8		4	86	69.70	34.0 +0.7	1.5 1.5 4.0	22.000	67.00		47*21.7
M20540	FE	EF01-23-200	4.00	86	71.00	34 -2.4	1.5 1.5 4.0	22.000			
M20541	FE	EF01-23-200	4.00	86	71.00	34 -2.7	1.5 1.5 4.0	22.000			

CNA NO.	ENGINE TYPE	OEM NO.	NO. CYL	PISTON				PIN		HEAD TYPE	COMBUSTION HOTE
				DIA	LENGTH	COMP. DIST	RING	DIA	LENGTH		
M20560	LF-III	LFY1-11-010	4.00	87.5	51.00	28.50	1.2 1.2 2.5	21.000			
M20570	MAZDA2.3	87122 L3Y2-11-010	4.00	87.5	51.00	28.50	1.2 1.2 2.5	21.000			
M20160	S2/E2200 DIESEL	8259-23-200 1456-23-200/A	4	88.9	94.70	50.8 -1.9	2.38 2.38 4.76	28.000	73.00		
M20260	XA/T2500 S5/E2500 ALFIN DIESEL	S501-23-200 S501-99-111	4	88.9	103.40	60.4 -1.8	2.38 2.38 4.76	28.000	73.00		
M20210	ZB/E2700 SS/K2700 ALFIN DIESEL	0520-23-200	4	92	103.30	60.32 -2.2 -5.0	3.0DK 2.38 4.0	31.750	75.00		
M20211	ZB/T4100 V1 ALFIN DIESEL	V101-23-200	6	92	103.30	60.3	2.38 2.38 4.76	31.750	75.00		
M20200	WL DIESEL ALFIN	WLY3-23-SAOC WLY5-23-SAOB WL01-23-201A WLY3-11-SAOC WLY5-11-SAOB	4	93	87.30	47.8 -1.2 -3.0	2.5 2.0 3.0	32.000	70.00		
M20400	WLT ALFIN AND WITH OIL GALLERY	WLY8-11-SAOB WLY1-11-SAOA	4	93	87.30	47.8 -2.0 -2.2	2.5 2.0 3.0	32.000	70.00		
M20580	BT50/2.5 ALFIN OIL GALLERY			93	81.200		2 1.5 2	34.000	70.00		
M20590	BT50/2.5 ALFIN			93	81.200		2 1.5 2	34.000	70.00		
M20600	WL5 ALFIN OIL GALLERY STEEL IN			93	87.400		2.5 2 3	32.000	71.00		
M20610	WL5			93	87.400		2.5 2 3	32.000	71.00		
M20620	WL5	WL01-10-271		93	87.400		2.5 2 3	32.000	71.00		
M20630	WL8			93	87.400		2.5 2 3	32.000	71.00		

# CANDA-MAZDA

CNA NO.	ENGINE TYPE	OEM NO.	NO. CYL	PISTON				PIN		HEAD TYPE	COMBUSTION HOTE
				DIA	LENGTH	COMP. DIST	RING	DIA	LENGTH		
M20600	WE2500 ALFIN OIL GALLERY			93	81.250		2 1.5 2	34.000	70.00		
M20640	WL			93	87.4		2.5 2 3	32	71		
M20650	JS2.0			94.48	81.8		2 2 3	30	76		
M20710	K2700			94.48	81.8			31.75	75.5		
M20390	W9 ALFIN AND WITH OIL GALLERY	W9Y1-11-SAO W9Y1-11-SAOB	4	95	87.30	47.8 -3.1	2.5 2.0 3.0	32.000	70.00		
M20250	HA SF ALFIN T3000 DIESEL	SE0123-200A	4	95.025	100.70	53.7 -2.0	2.38 2.38 4.76	30.000	79.00		
M20610	BT50/3.0 ALFIN OIL GALLERY	WLY1-11-SAO		96	86.200		2 1.5 2	34.000	70.00		
M20620	BT50/3.0 ALFIN	WLY1-11-SAO		96	86.200		2 1.5 2	34.000	70.00		
M20630	WE3000 ALFIN OIL GALLERY			96	86.200		2 1.5 2	34.000	70.00		
M20660	JS3.0-4A			97.99	76.3		3 3 5	30	79		
M20280	VS ALFIN AND WITH OIL GALLERY	VSY1-11-SAO	4	98	90.30	48.3 -2 -4.3	2.5 2.0 3.0	30.000	79.00		
M20680	D4AE			99.89	110.8		T2.52 2 5	34	84		
M20170	SL T3500 ALFIN DIESEL	SL07-23-200 SL07-23-200B head anodized	4	100	105.00	58.0 -13.5 -21.5	2.5 2.0 4.5	34.000	82.00		
M20180	T3500-NEW INDIA ALFIN DIESEL	SL70-11-SAO	4	100	105.00	57.7 -18.5 -10.0	2.5HK 2.0 4.5	34.000	82.00		
M20310	SLT T3500T alfin and with oil gallery DIESEL	SL50-11-SAO	4	100	105.20	58.2 -18.5	2.5 4.0 4.5	34.000	82.00		
M20311	SLT T3500T alfin and with oil gallery DIESEL		4	100	105.00	58.0 -18.6	2.5 2.0 4.5	34.000	82.00		
M20690	K3500			100	104.9			34	80		
M20700	K3600			100	102			34	80		
M20670	D4AF			103.95	110.6		T1.52 2 4	34	84		

## CANDA-MAZDA

CNA NO.	ENGINE TYPE	OEM NO.	NO. CYL	PISTON				PIN		HEAD TYPE	COMBUSTION HOTE
				DIA	LENGTH	COMP. DIST	RING	DIA	LENGTH		
M20190	TF/T4000 ALFIN DIESEL	TF01-11-SAO	4	105.5	108.30	61.4 -2.0 22.0	2.5HK 2.0 4.5	35.000	87.00		
M20380	TF/T4000 alfin and with oil gallery DIESEL	TF20-11-SAO	4	105.5	108.30	61.4 -21.7	2.5HK 2.0 4.5	35.000	87.00		
M20300	HD-039		4	109	108.00	63.0 -27.0 -16.0	2.5 2.5 5.5	35.000	87.00		
M20350	TM alfin and with oil gallery	TMY0-11-200 TMY0-11-SAO	4	109	107.50	61.5 -21.0	3.0HK 2.0 3.0	35.000	79.00		
M20720	6D16	72000-9300		117.88	116		3 2.5 4	38	93		
M20730	8DC9	ME091048		135	153		双梯 3 3 4	50	112		

## CANDA-BELARUS

CNA NO.	ENGINE TYPE	OEM NO.	NO. CYL	PISTON				PIN		HEAD TYPE	COMBUSTION HOTE
				DIA	LENGTH	COMP. DIST	RING	DIA	LENGTH		
B10010	WTZ-80			110	125		"3.0 3.0 3.0 6.0 6.0"	38	92		
B10020	8610			110	125		"3.0 3.0 3.0 6.0"	38	91.5		
B10030	8710			110	124.75		"3.0K 2.5 5.0"	38	92		
B10040	M240				147.1		"3.0K 3.0 3.0 6.0"	45	99.5		